

Scaled data based on original data using
LM-79-08 Approved Method: Electrical and Photometric Measurements of Solid-
State Lighting Products

Test Report Prepared for
Cooper Lighting Solutions
(formerly Eaton)

Brand: STREETWORKS

Report Number: P190949

Luminaire Tested: **GAN-AF-01-LED-U-AFL-600-ADJ**

Issue Date: 3/3/2020

Test Information

Test Method: LM-79-08
Report Number: P190949
TEST IS SCALED FROM IESNA LM-79-08 TEST DATA (P24165)
Test Lab: INNOVATION CENTER P2
Issue Date: 3/3/2020
Manufacturer: COOPER LIGHTING SOLUTIONS (FORMERLY EATON)
Product Line: STREETWORKS
Catalog Number: GAN-AF-01-LED-U-AFL-600-ADJ
Description: GALLEON AREA AND ROADWAY LUMINAIRE
(1) 70 CRI, 4000K, 615mA LIGHTSQUARE WITH 16 LEDS EACH AND AUTOMOTIVE FRONTLINE OPTICS
Light Source: -
Ballast/Driver: ELECTRONIC DRIVER

Summary

Lumens per Lamp: N/A
Luminaire Lumens: 4309.7 lumens
Efficiency: N/A
Efficacy: 126.8 lumens/watt
Luminous Opening: Rectangular (W 0.5' x L: 0.5' x H: 0')
IES Classification: Type II - Short - Full Cutoff
BUG Rating: B1 - U0 - G1

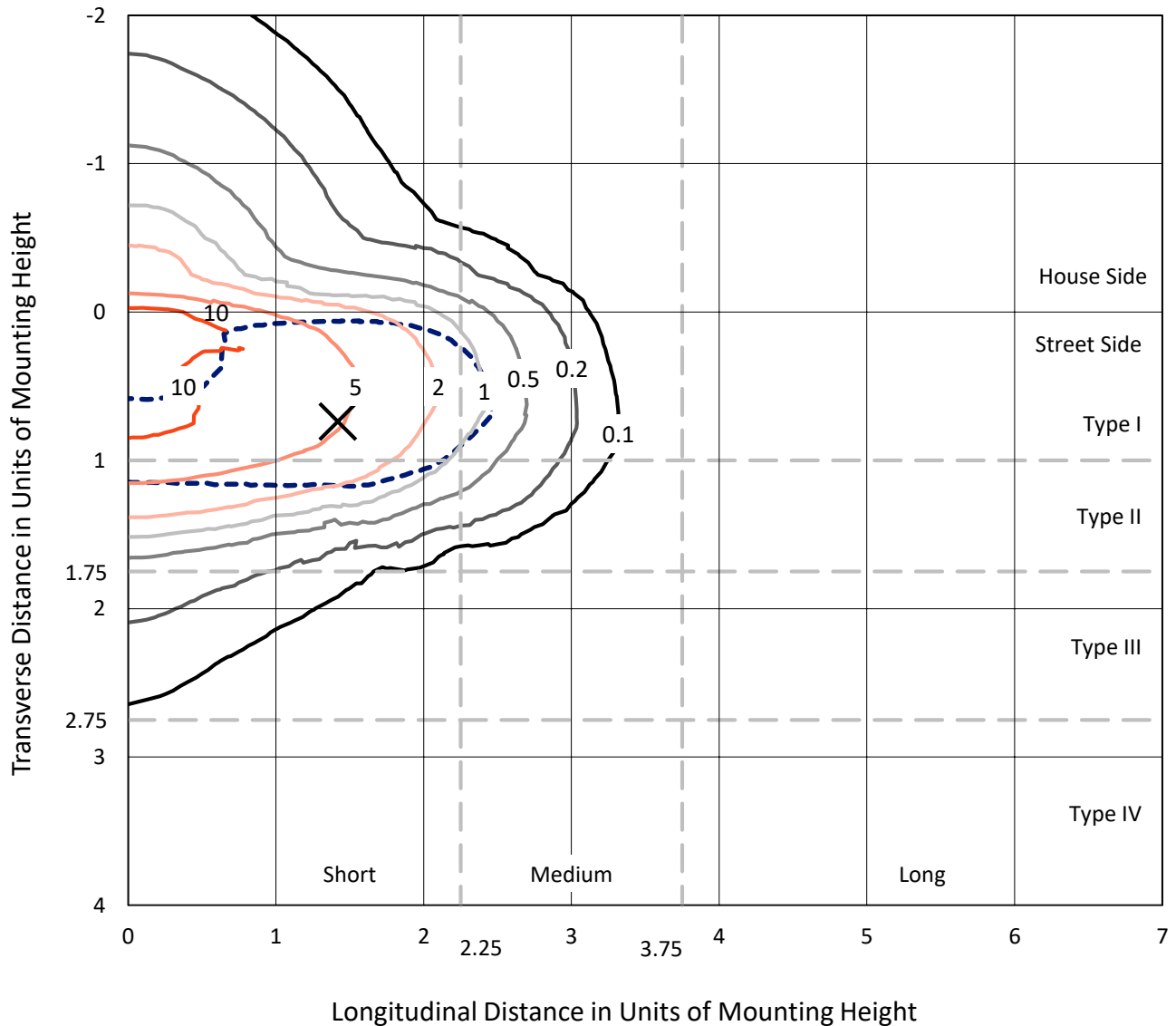
Input Watts (W): 34
Input Voltage (V): NR
Input Current (Ain): NR
Voltage Rise (V): NR
Power Factor: NR
Total Harmonic Distortion (THDi): NR
Frequency (hertz): 60
Stabilization Time: NR
Operation Time: NR
Ambient Temperature (°C): NR
Test Distance: 28.75 FT



REPORT NUMBER: P190949
 CATALOG NUMBER: GAN-AF-01-LED-U-AFL-600-ADJ

Iso-Footcandle Lines of Horizontal Illumination

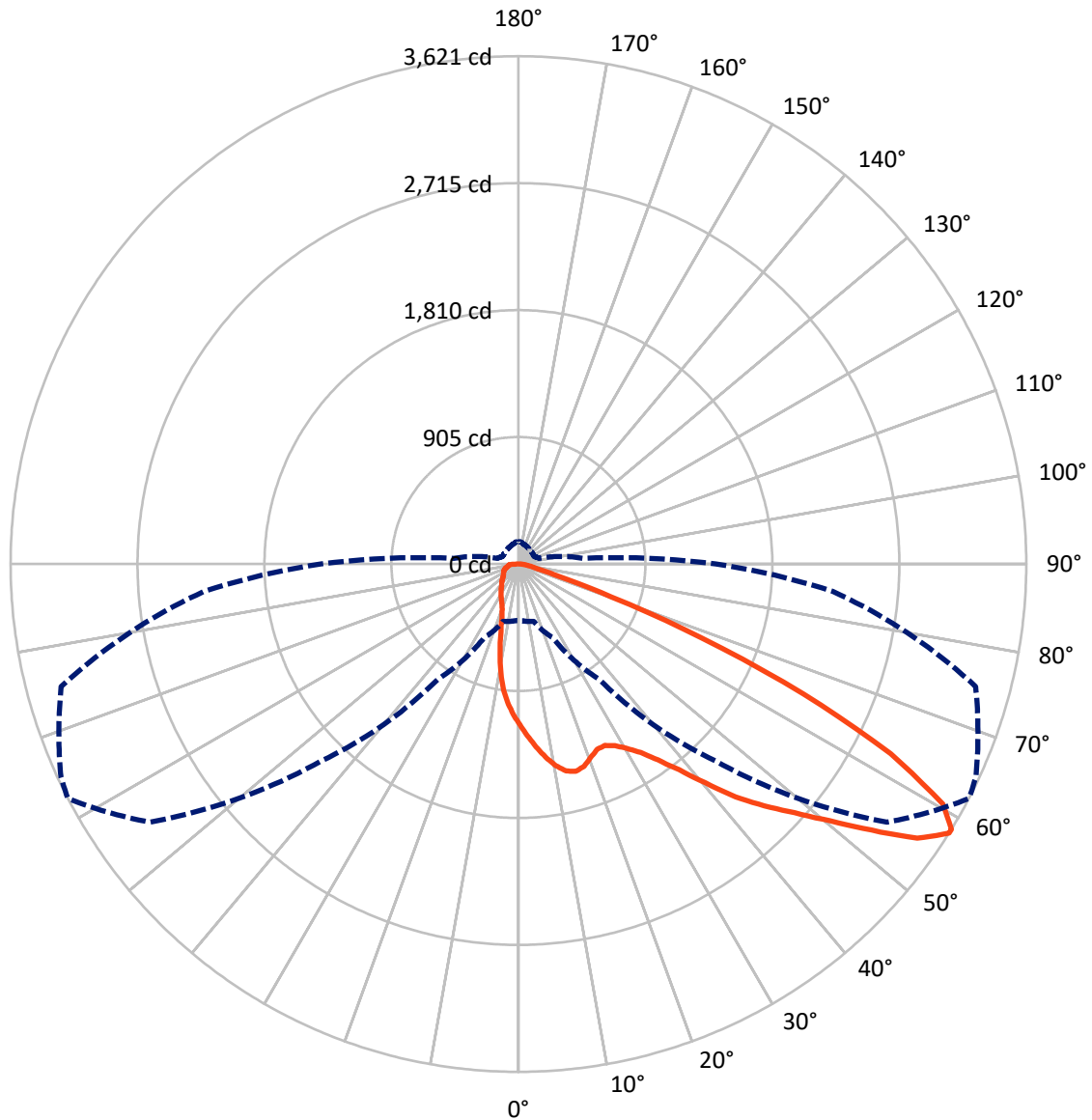
✕ Max cd
 - - - 1/2 Max cd



Based on 10 foot mounting height. Maximum calculated value = 14 fc
 Type II - Short - Full Cutoff

REPORT NUMBER: P190949
CATALOG NUMBER: GAN-AF-01-LED-U-AFL-600-ADJ

Luminous Intensity Polar Plot



— Vertical Plane Through 62.5-Deg Lateral - - - Horizontal Cone Through 58-Deg Vertical

REPORT NUMBER: P190949

CATALOG NUMBER: GAN-AF-01-LED-U-AFL-600-ADJ

FLUX DISTRIBUTION:

		Downward	Upward	Total
House Side	Lumens	657.2	0.0	657.2
	% Fixture	15.3	0.0	15.3
Street Side	Lumens	3652.5	0.0	3652.5
	% Fixture	84.7	0.0	84.7
Total	Lumens	4309.7	0.0	4309.7
	% Fixture	100.0	0.0	100.0

Coefficient of Utilization

ZONAL LUMENS:

Zone	Lumens	% Fixture
0°-10°	102.4	2.4
10°-20°	261.7	6.1
20°-30°	423.1	9.8
30°-40°	671.6	15.6
40°-50°	982.7	22.8
50°-60°	1027.8	23.8
60°-70°	607.2	14.1
70°-80°	171.1	4.0
80°-90°	62.1	1.4
90°-100°	0.0	0.0
100°-110°	0.0	0.0
110°-120°	0.0	0.0
120°-130°	0.0	0.0
130°-140°	0.0	0.0
140°-150°	0.0	0.0
150°-160°	0.0	0.0
160°-170°	0.0	0.0
170°-180°	0.0	0.0
0°-90°	4309.7	100.0
0°-180°	4309.7	100.0



REPORT NUMBER: P190949

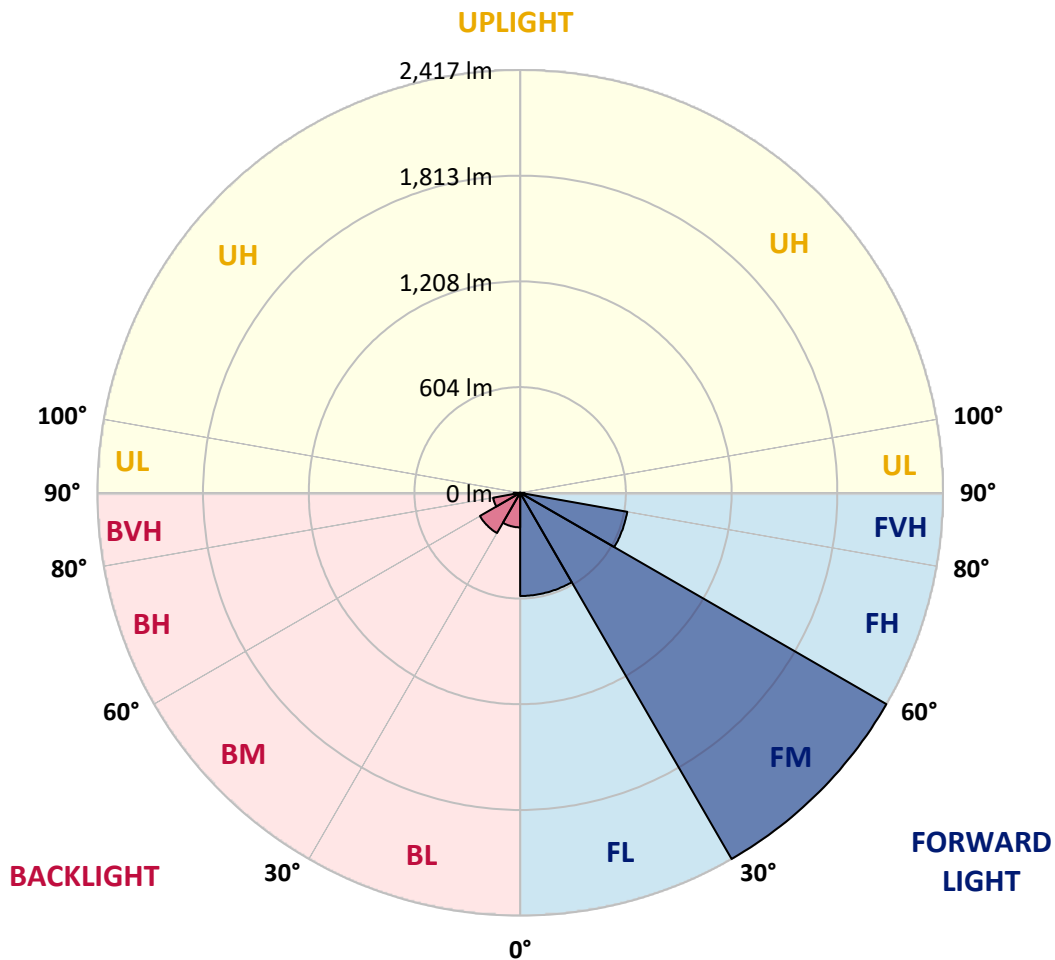
CATALOG NUMBER: GAN-AF-01-LED-U-AFL-600-ADJ

LUMINAIRE CLASSIFICATION SYSTEM LUMEN TABLE AND BUG RATING:

Zone		Lumens	% Fixture	Zone Rating/Lumen Limit		
				B	U	G
FL	(0°-30°)	589.6	13.7			
FM	(30°-60°)	2416.8	56.1			
FH	(60°-80°)	621.5	14.4			G0/660
FVH	(80°-90°)	24.5	0.6			G1/100
BL	(0°-30°)	197.5	4.6	B1/500		
BM	(30°-60°)	265.3	6.2	B1/1000		
BH	(60°-80°)	156.8	3.6	B1/500		G1/500
BVH	(80°-90°)	37.6	0.9			G1/100
UL	(90°-100°)	0.0	0.0		U0/0	
UH	(100°-180°)	0.0	0.0		U0/0	

BUG Rating: B1-U0-G1

Type II Short





REPORT NUMBER: P190949

CATALOG NUMBER: GAN-AF-01-LED-U-AFL-600-ADJ

CANDELA DISTRIBUTION (FULL):

	0°	5°	15°	25°	35°	45°	55°	62.5°	65°	75°	85°
0°	1144.8	1144.8	1144.8	1144.8	1144.8	1144.8	1144.8	1144.8	1144.8	1144.8	1144.8
2.5°	1308.1	1297.6	1290.9	1285.0	1277.3	1260.9	1238.8	1224.8	1217.6	1193.5	1164.8
5°	1436.4	1427.1	1420.2	1412.3	1398.5	1372.7	1337.0	1308.6	1294.5	1246.3	1189.0
7.5°	1406.4	1410.2	1422.2	1443.1	1461.0	1457.5	1425.7	1389.6	1371.1	1303.9	1217.0
10°	1225.4	1232.0	1252.7	1301.7	1380.8	1462.0	1486.8	1461.8	1443.1	1360.9	1245.9
12.5°	1189.0	1188.8	1190.4	1203.4	1250.6	1364.7	1488.8	1514.0	1502.8	1415.3	1275.3
15°	1203.8	1204.2	1203.0	1208.5	1223.1	1268.4	1426.7	1534.0	1541.9	1470.1	1305.7
17.5°	1242.8	1241.8	1237.2	1237.2	1242.4	1260.1	1353.6	1515.4	1551.9	1518.6	1332.5
20°	1308.1	1303.4	1291.1	1279.7	1274.1	1283.6	1323.6	1472.3	1534.6	1561.0	1354.6
22.5°	1387.3	1383.6	1363.6	1339.2	1319.5	1319.3	1339.0	1434.8	1504.8	1601.0	1373.3
25°	1489.6	1483.7	1453.8	1414.8	1380.4	1367.2	1372.7	1432.9	1488.6	1644.4	1389.9
27.5°	1609.7	1599.0	1563.7	1507.4	1456.7	1430.1	1422.2	1466.0	1503.3	1698.2	1413.1
30°	1755.4	1743.0	1697.8	1624.5	1552.9	1509.3	1492.4	1524.7	1552.5	1763.8	1450.2
32.5°	1921.2	1903.4	1851.0	1770.2	1676.1	1609.5	1582.1	1602.2	1624.3	1842.6	1496.7
35°	2150.3	2129.1	2053.4	1942.0	1835.6	1744.0	1700.2	1714.9	1736.4	1960.4	1563.9
37.5°	2306.7	2297.0	2246.7	2142.1	2026.4	1921.0	1853.3	1861.8	1873.9	2107.5	1649.9
40°	2305.2	2309.0	2310.0	2311.1	2232.4	2131.5	2058.6	2049.7	2047.2	2269.1	1747.7
42.5°	2189.7	2205.6	2256.7	2360.4	2408.3	2362.0	2295.3	2269.5	2256.7	2459.4	1851.4
45°	2013.0	2021.5	2117.3	2319.8	2498.4	2590.3	2539.8	2458.7	2435.4	2634.4	1937.5
47.5°	1921.8	1931.1	1991.5	2212.2	2497.3	2774.8	2804.0	2649.3	2608.0	2786.5	2011.7
50°	1704.8	1724.4	1800.3	2025.1	2406.3	2859.7	3080.2	2876.6	2791.0	2934.7	2086.2
52.5°	1306.5	1336.6	1421.6	1717.4	2175.1	2817.6	3301.3	3152.2	3031.3	3088.1	2150.1
55°	824.1	846.5	917.9	1213.0	1740.0	2599.0	3385.0	3450.4	3342.8	3233.4	2205.6
57.5°	448.1	458.1	484.8	669.7	1131.8	2115.9	3262.9	3620.0	3575.4	3356.8	2247.3
58°	401.0	407.7	424.3	580.4	1003.7	1983.7	3208.7	3620.6	3598.3	3374.9	2250.6
60°	297.5	294.1	279.3	331.2	558.7	1370.4	2881.1	3475.8	3541.3	3397.0	2234.7
62.5°	261.4	253.1	222.8	219.4	271.7	631.4	2204.6	2977.3	3132.2	3270.8	2138.6
65°	245.5	236.6	197.6	185.1	196.0	267.1	1298.6	2232.9	2427.2	2888.0	1892.7
67.5°	233.7	222.2	181.7	164.4	165.2	176.6	520.6	1406.4	1625.0	2192.8	1472.1
70°	222.4	209.8	168.1	148.1	143.5	139.6	207.0	704.0	902.2	1385.1	938.6
72.5°	210.2	197.8	156.1	135.3	126.2	113.4	135.1	288.0	402.2	655.3	425.8
75°	192.6	181.5	144.1	124.0	111.0	94.0	102.1	150.4	180.4	261.0	205.2
77.5°	170.8	161.7	130.7	114.7	98.4	76.3	78.6	104.3	115.7	149.4	121.9
80°	122.8	126.0	116.3	103.1	87.7	61.9	60.3	76.1	82.1	96.0	79.4
82.5°	86.2	88.1	96.2	84.2	72.4	48.7	44.4	53.6	57.2	63.1	42.9
85°	59.4	57.4	66.0	58.6	52.4	32.4	30.5	36.3	38.6	39.2	22.1
87.5°	35.7	35.7	38.2	31.4	28.2	16.9	16.5	20.7	22.1	21.1	12.2
90°	0.0	0.0	0.0	0.0	0.0	0.0	0.0	0.0	0.0	0.0	0.0



REPORT NUMBER: P190949

CATALOG NUMBER: GAN-AF-01-LED-U-AFL-600-ADJ

CANDELA DISTRIBUTION (continued):

	90°	95°	105°	115°	125°	135°	145°	155°	165°	175°	180°
0°	1144.8	1144.8	1144.8	1144.8	1144.8	1144.8	1144.8	1144.8	1144.8	1144.8	1144.8
2.5°	1147.9	1133.4	1102.7	1078.2	1047.2	1014.9	996.9	977.5	964.3	954.8	970.1
5°	1156.5	1127.1	1063.8	1003.7	937.3	868.4	816.0	767.3	733.5	712.3	732.2
7.5°	1170.4	1125.1	1024.3	921.6	802.4	687.5	584.8	520.6	483.0	464.5	476.1
10°	1186.2	1121.9	977.7	810.2	639.7	495.0	418.3	392.3	383.7	380.3	382.0
12.5°	1199.4	1114.9	920.8	675.4	480.4	390.9	368.8	368.2	370.0	370.4	371.0
15°	1208.7	1104.8	836.2	534.9	384.1	356.2	355.0	358.5	362.0	363.5	364.3
17.5°	1215.0	1083.9	740.5	422.9	344.2	339.3	342.2	346.8	350.5	351.5	352.3
20°	1214.3	1053.2	626.7	352.7	322.4	322.4	327.3	331.0	331.2	330.0	330.6
22.5°	1208.1	1011.3	516.3	315.4	303.2	306.7	311.5	308.1	293.9	284.5	285.1
25°	1197.6	961.2	421.7	291.6	285.3	291.4	290.0	264.0	243.8	234.6	234.6
27.5°	1188.3	901.8	349.0	270.9	267.5	275.0	249.8	226.3	217.8	213.5	212.1
30°	1181.5	837.9	300.5	251.0	250.6	245.2	216.8	210.2	208.8	205.4	204.2
32.5°	1183.1	773.2	269.5	233.5	235.0	209.8	200.9	202.3	201.1	197.4	195.8
35°	1196.5	711.7	249.2	217.8	213.5	189.6	191.6	194.3	193.8	188.7	187.1
37.5°	1220.5	653.5	235.8	204.6	186.3	179.4	182.6	186.7	185.7	182.3	181.1
40°	1245.6	598.6	224.8	194.3	170.2	172.5	175.3	177.6	178.6	179.6	178.8
42.5°	1270.2	541.4	211.4	183.6	163.6	166.0	167.3	169.5	174.9	178.8	178.6
45°	1284.8	487.6	197.6	168.7	158.3	159.7	158.9	163.4	170.0	176.4	176.6
47.5°	1301.1	445.9	186.7	154.9	153.2	154.3	151.8	156.3	162.3	170.0	170.8
50°	1320.7	420.9	178.0	143.9	146.3	146.3	145.7	149.8	158.3	167.3	168.9
52.5°	1343.0	416.0	170.6	136.0	139.4	139.2	139.8	145.9	155.3	164.0	165.4
55°	1370.2	429.2	162.8	130.1	132.7	133.5	135.5	142.5	150.4	160.3	160.9
57.5°	1402.0	456.0	156.5	125.4	126.6	129.3	132.5	138.8	147.3	158.3	158.9
58°	1407.2	461.7	155.5	125.0	125.4	128.5	132.1	138.2	146.7	158.7	159.3
60°	1407.4	480.6	153.2	123.2	120.7	125.8	129.9	136.0	145.7	160.1	161.5
62.5°	1357.5	480.4	151.6	120.5	115.9	122.1	126.8	133.9	144.6	163.6	166.4
65°	1195.3	436.5	143.9	116.5	112.0	119.0	124.2	132.5	147.5	178.6	180.4
67.5°	935.0	357.8	129.5	110.8	106.9	115.7	122.5	132.3	150.6	182.1	183.2
70°	618.2	267.7	113.6	104.3	101.7	111.8	123.4	139.2	147.1	174.7	171.4
72.5°	320.8	187.9	100.9	96.2	95.5	108.3	135.1	138.4	143.7	164.4	160.3
75°	168.5	130.5	89.7	87.3	88.3	107.5	159.5	134.7	139.2	157.2	165.0
77.5°	103.1	105.4	80.2	79.2	81.2	105.2	159.3	130.1	132.7	144.6	153.2
80°	69.0	85.4	72.8	73.0	74.5	96.2	143.1	122.8	124.8	136.8	145.5
82.5°	43.7	50.5	66.2	69.6	67.8	79.4	121.5	111.8	114.7	156.5	165.4
85°	22.1	31.6	57.4	67.0	61.1	55.6	98.6	98.0	99.4	112.8	117.9
87.5°	10.1	17.5	44.8	58.4	46.0	34.7	71.6	72.6	78.4	80.2	80.2
90°	0.0	0.0	0.0	0.0	0.0	0.0	0.0	0.0	0.0	0.0	0.0

(END OF REPORT)